

MARCH 2014

# NILES AREA PROFILE



*We are change agents who  
create solutions for business,  
workforce, and community  
challenges to promote economic  
vitality in the Southwest  
Michigan region.*

## GEOGRAPHY OF REPORT

ZIP Code	Town
<b>49120</b>	Niles
<b>49107</b>	Buchanan
<b>49112</b>	Edwardsburg

Source: U.S. Census Bureau OnTheMap

## POPULATION, 2012

Entity	Population
<b>49120 ZIP Code (Niles)</b>	37,262
<b>49107 ZIP Code (Buchanan)</b>	10,467
<b>49112 ZIP Code (Edwardsburg)</b>	10,272
<b>TOTAL FOR SELECTED REGION</b>	58,001
<b>Berrien County</b>	156,759
<b>Cass County</b>	52,412

Source: 2012 American Community Survey, 5-Year Estimates

## LABOR MARKET, 2012

Entity	Civilian Labor Force	Employed
<b>49120 ZIP Code (Niles)</b>	18,424	15,984
<b>49107 ZIP Code (Buchanan)</b>	5,282	4,833
<b>49112 ZIP Code (Edwardsburg)</b>	4,776	4,405
<b>TOTAL FOR SELECTED REGION</b>	28,482	25,222
<b>Berrien County</b>	77,561	68,609
<b>Cass County</b>	25,316	22,665

Source: 2012 American Community Survey, 5-Year Estimates

---

**ESTABLISHMENTS IN ZIP CODE 49120, 2011**

<b>Sector</b>	<b>Number of Establishments</b>
<b>Agriculture, Forestry, Fishing, and Hunting</b>	1
<b>Mining, Quarrying, and Oil and Gas Extraction</b>	3
<b>Utilities</b>	2
<b>Construction</b>	41
<b>Manufacturing</b>	54
<b>Wholesale Trade</b>	31
<b>Retail Trade</b>	88
<b>Transportation and Warehousing</b>	21
<b>Information</b>	4
<b>Finance and Insurance</b>	43
<b>Real Estate and Rental and Leasing</b>	32
<b>Professional, Scientific, and Technical Services</b>	50
<b>Management of Companies and Enterprises</b>	3
<b>Administrative and Support and Waste Management and Remediation Services</b>	47
<b>Educational Services (Private)</b>	4
<b>Health Care and Social Assistance</b>	63
<b>Arts, Entertainment, and Recreation</b>	7
<b>Accommodation and Food Services</b>	61
<b>Other Services (Except Public Administration)</b>	87
<b>TOTAL</b>	<b>642</b>

Source: U.S. Census Bureau ZIP Code Business Patterns

---

**ESTABLISHMENTS IN ZIP CODE 49107, 2011**

<b>Sector</b>	<b>Number of Establishments</b>
<b>Agriculture, Forestry, Fishing, and Hunting</b>	0
<b>Mining, Quarrying, and Oil and Gas Extraction</b>	0
<b>Utilities</b>	2
<b>Construction</b>	14
<b>Manufacturing</b>	16
<b>Wholesale Trade</b>	6
<b>Retail Trade</b>	21
<b>Transportation and Warehousing</b>	4
<b>Information</b>	1
<b>Finance and Insurance</b>	9
<b>Real Estate and Rental and Leasing</b>	6
<b>Professional, Scientific, and Technical Services</b>	13
<b>Management of Companies and Enterprises</b>	0
<b>Administrative and Support and Waste Management and Remediation Services</b>	7
<b>Educational Services (Private)</b>	0
<b>Health Care and Social Assistance</b>	10
<b>Arts, Entertainment, and Recreation</b>	4
<b>Accommodation and Food Services</b>	17
<b>Other Services (Except Public Administration)</b>	25
<b>TOTAL</b>	<b>155</b>

Source: U.S. Census Bureau ZIP Code Business Patterns

## ESTABLISHMENTS IN ZIP CODE 49112, 2011

Sector	Number of Establishments
Agriculture, Forestry, Fishing, and Hunting	0
Mining, Quarrying, and Oil and Gas Extraction	0
Utilities	1
Construction	12
Manufacturing	16
Wholesale Trade	7
Retail Trade	16
Transportation and Warehousing	3
Information	0
Finance and Insurance	6
Real Estate and Rental and Leasing	3
Professional, Scientific, and Technical Services	10
Management of Companies and Enterprises	0
Administrative and Support and Waste Management and Remediation Services	5
Educational Services (Private)	0
Health Care and Social Assistance	7
Arts, Entertainment, and Recreation	3
Accommodation and Food Services	14
Other Services (Except Public Administration)	14
<b>TOTAL</b>	<b>117</b>

Source: U.S. Census Bureau ZIP Code Business Patterns

## NILES AVERAGE HIGH TEMPERATURES, JANUARY 2011-FEBRUARY 2014

Season	Average High
Summer (June-August)	83.2°F
Winter (December-February)	34.4°F

Source: Weather Underground

## HOUSING UNITS, 2012

Unit Status	49120 ZIP Code (Niles)	49107 ZIP Code (Buchanan)	49112 ZIP Code (Edwardsburg)	TOTAL
<b>Occupied Housing Units</b>	14,237	4,175	3,679	22,091
<b>Vacant Housing Units</b>	1,797	757	635	3,189
<b>TOTAL</b>	16,034	4,932	4,314	25,280

Source: 2012 American Community Survey, 5-Year Estimates

## NURSING CARE FACILITIES IN 49120 ZIP CODE: THREE

### NILES COMMUNITY SCHOOLS ENROLLMENT, 2012-2013

School	Enrollment
<b>Southside Special Education School</b>	65
<b>Cedar Lane School</b>	102
<b>Northside Child Development Center</b>	127
<b>James Ellis School</b>	203
<b>Ballard Elementary School</b>	717
<b>Eastside Connections School</b>	233
<b>Howard Community School</b>	524
<b>Oak Manor Sixth Grad Center</b>	271
<b>Ring Lardner Middle School</b>	552
<b>Niles New Tech Entrepreneurial Academy</b>	222
<b>Niles Senior High School</b>	690
<b>Niles Adult Education</b>	71
<b>Niles Extended School Community</b>	2
<b>W-A-Y Niles</b>	140
<b>TOTAL</b>	3,933

Source: Michigan Department of Education

### BRANDYWINE COMMUNITY SCHOOLS ENROLLMENT, 2012-2013

School	Enrollment
<b>Bell Education Center</b>	61
<b>Brandywine Elementary School</b>	387
<b>Merritt Elementary School</b>	344
<b>Brandywine Middle School</b>	218
<b>Brandywine Senior High School</b>	393
<b>TOTAL</b>	1,403

Source: Michigan Department of Education

## BUCHANAN COMMUNITY SCHOOLS ENROLLMENT, 2012-2013

School	Enrollment
<b>Moccasin Elementary School</b>	393
<b>Ottawa Elementary School</b>	269
<b>Buchanan Middle School</b>	356
<b>Buchanan High School</b>	595
<b>TOTAL</b>	<b>1,613</b>

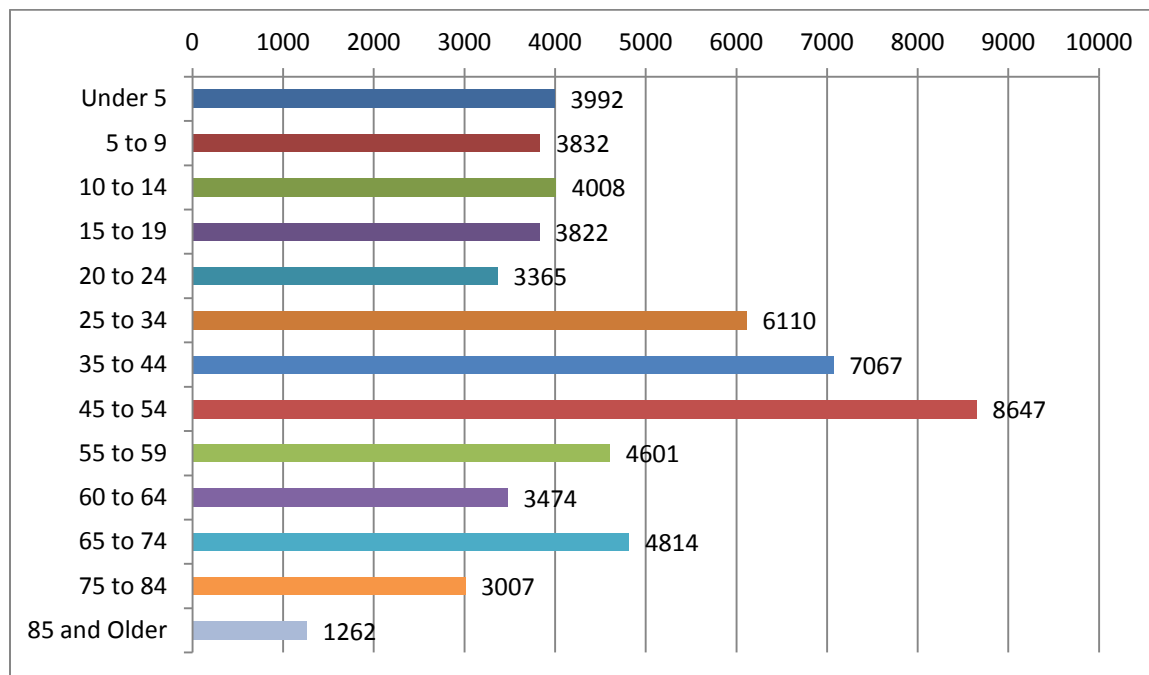
Source: Michigan Department of Education

## EDWARDSBURG PUBLIC SCHOOLS ENROLLMENT, 2012-2013

School	Enrollment
<b>Edwardsburg Primary School</b>	373
<b>Eagle Lake Elementary School</b>	417
<b>Edwardsburg Intermediate School</b>	426
<b>Edwardsburg Middle School</b>	674
<b>Edwardsburg High School</b>	842
<b>TOTAL</b>	<b>2,733</b>

Source: Michigan Department of Education

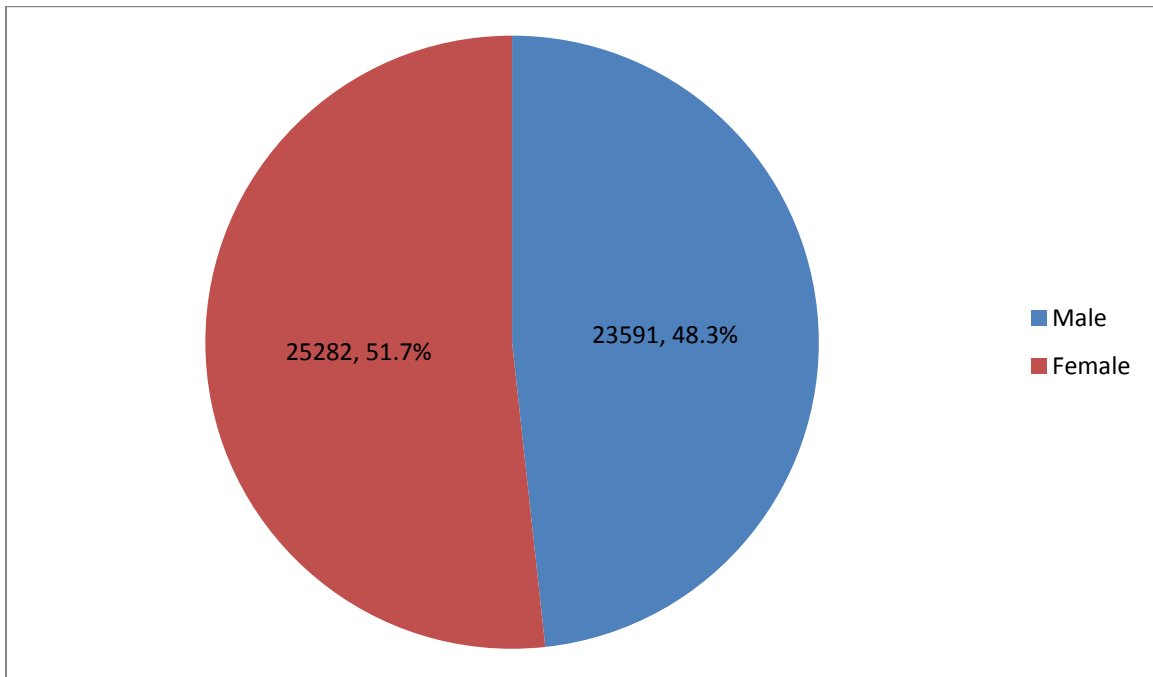
## AGE



Source: 2012 American Community Survey, 5-Year Estimates

---

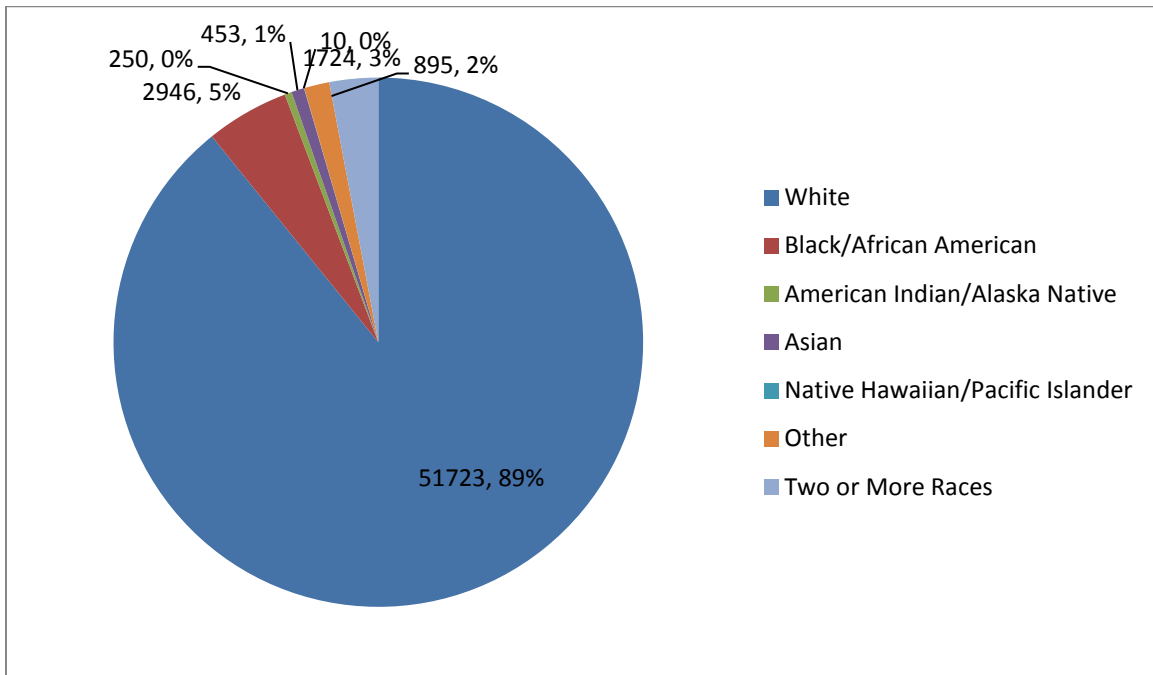
## GENDER



Source: 2012 American Community Survey, 5-Year Estimates

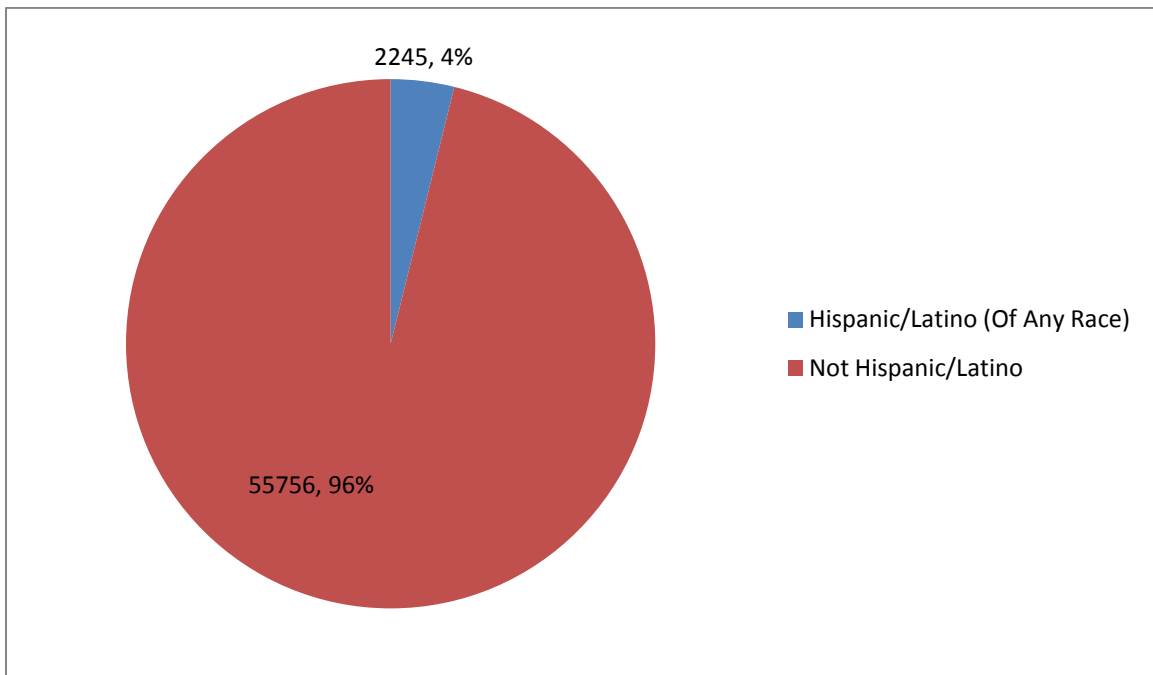


## RACE/ETHNICITY



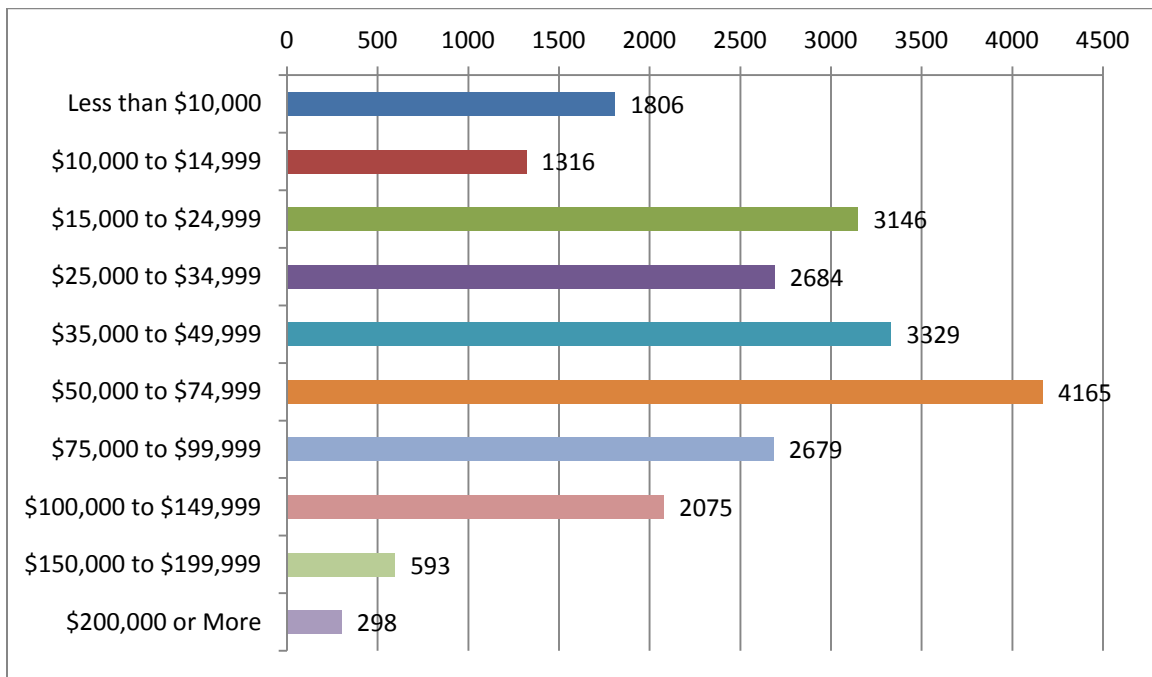
Source: 2012 American Community Survey, 5-Year Estimates

## HISPANIC/LATINO STATUS



Source: 2012 American Community Survey, 5-Year Estimates

## HOUSEHOLD INCOME

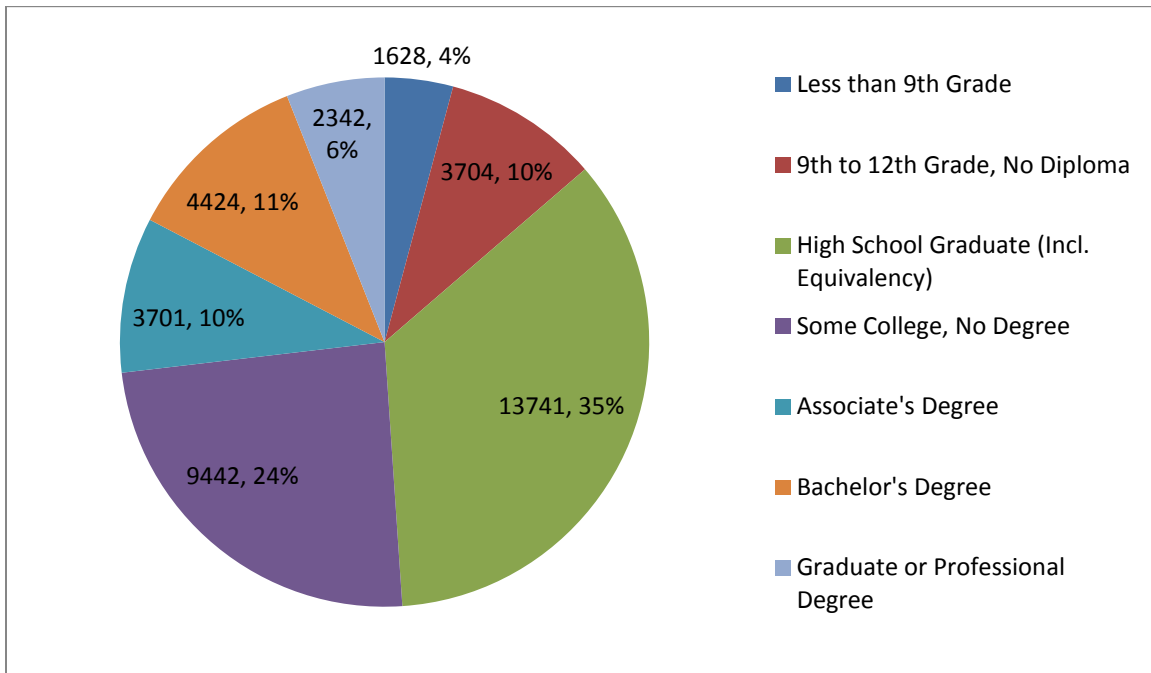


Source: 2012 American Community Survey, 5-Year Estimates

## EDUCATIONAL ATTAINMENT, POPULATION 25 YEARS AND OVER

**Percent High School Graduate or Higher: 86.3%**

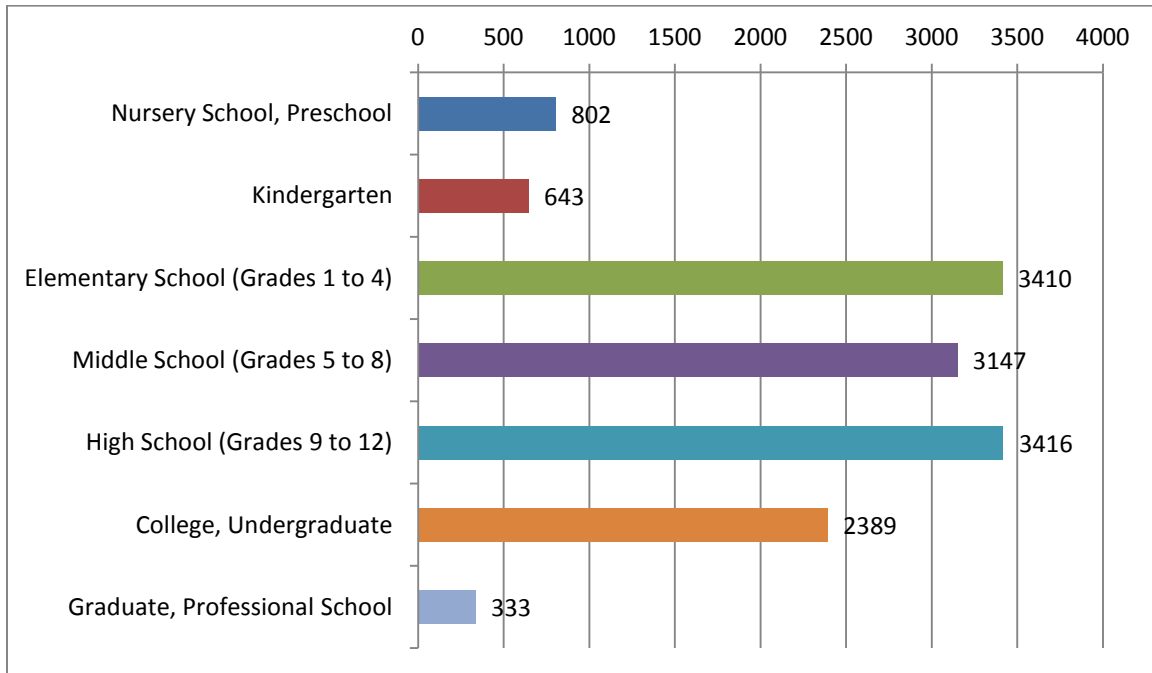
**Percent Bachelor's Degree or Higher: 17.4%**



Source: 2012 American Community Survey, 5-Year Estimates

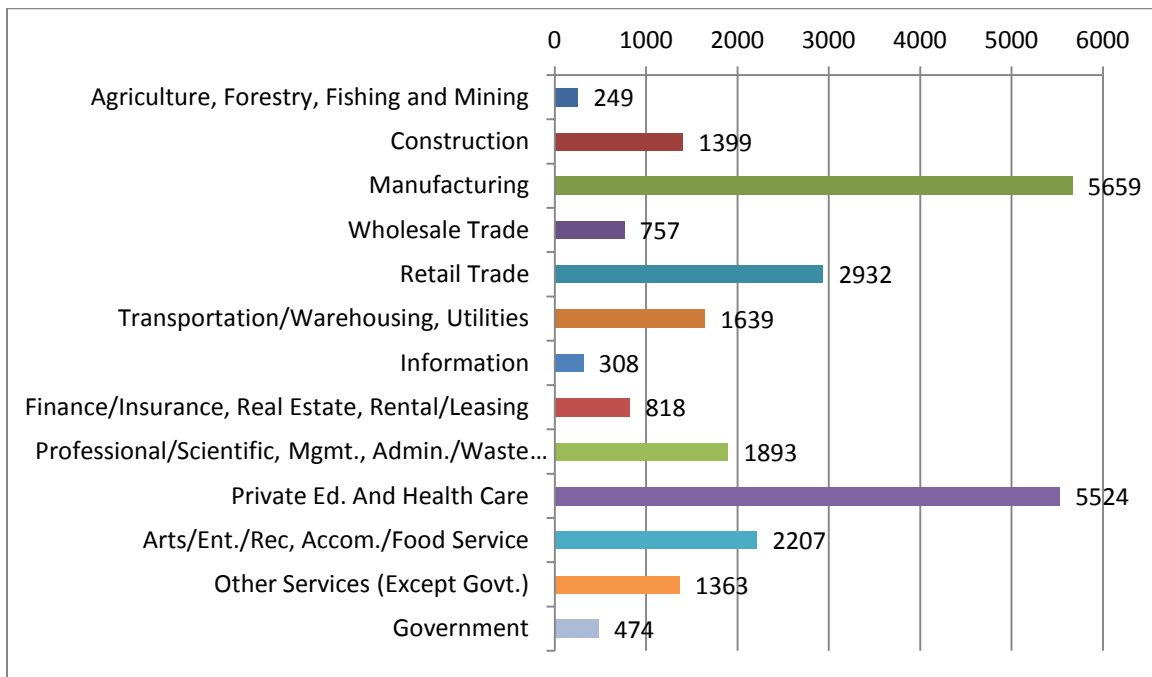
---

## SCHOOL ENROLLMENT, POPULATION 3 YEARS AND OVER ENROLLED IN SCHOOL



Source: 2012 American Community Survey, 5-Year Estimates

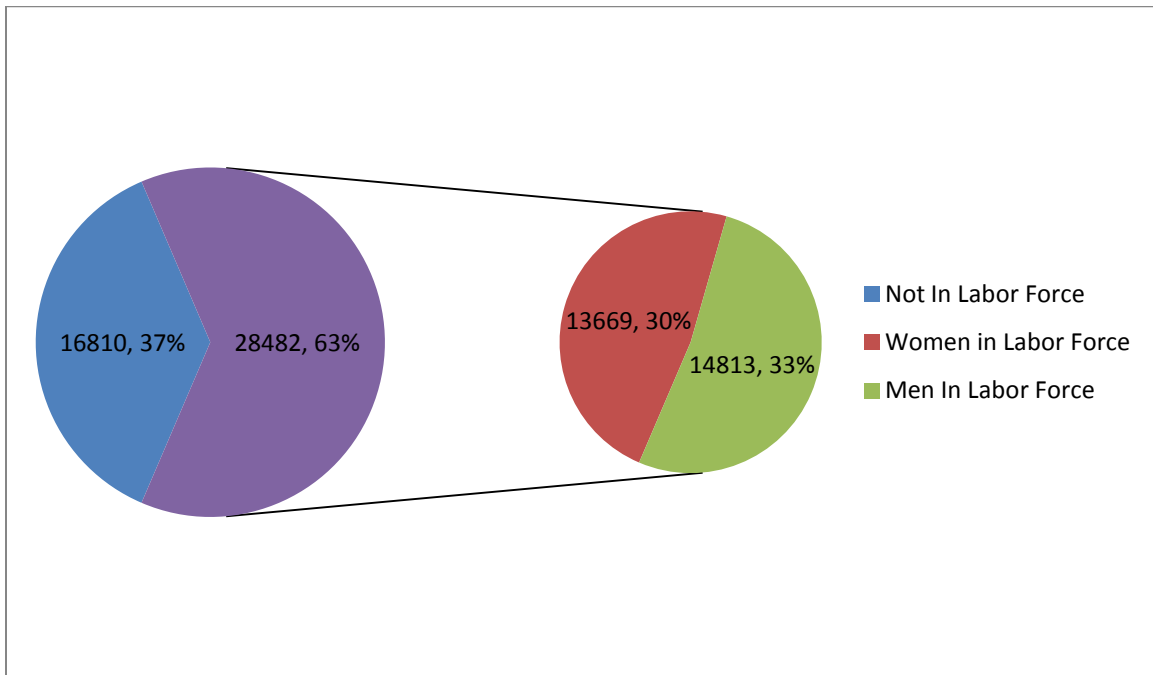
## INDUSTRY EMPLOYMENT



Source: 2012 American Community Survey, 5-Year Estimates

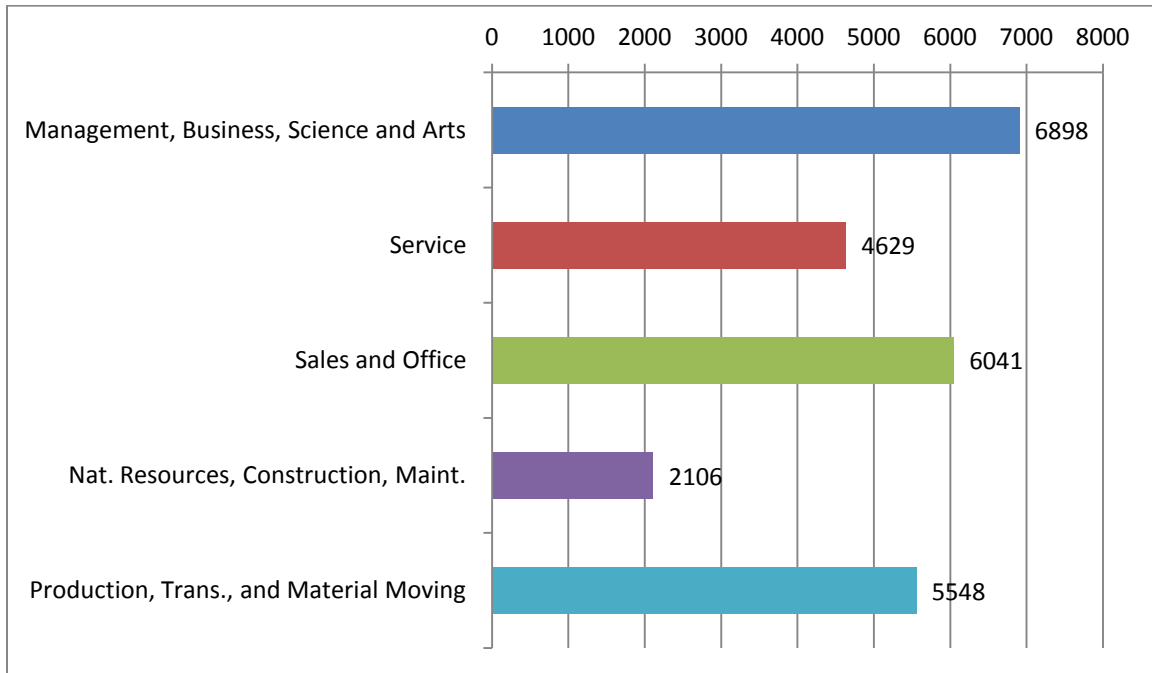
---

## LABOR FORCE, POPULATION 16 YEARS AND OLDER



Source: 2012 American Community Survey, 5-Year Estimates

## OCCUPATION, CIVILIAN EMPLOYED POPULATION 16 YEARS AND OVER



Source: 2012 American Community Survey, 5-Year Estimates